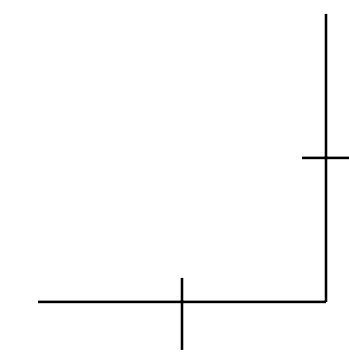
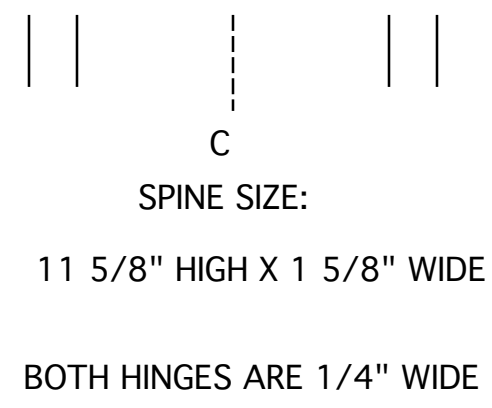
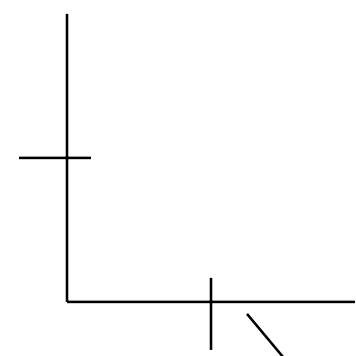
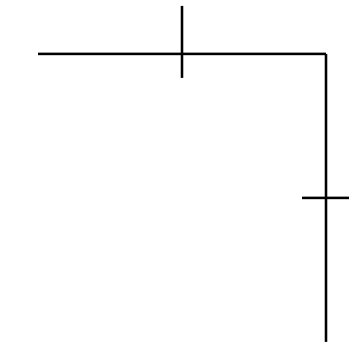
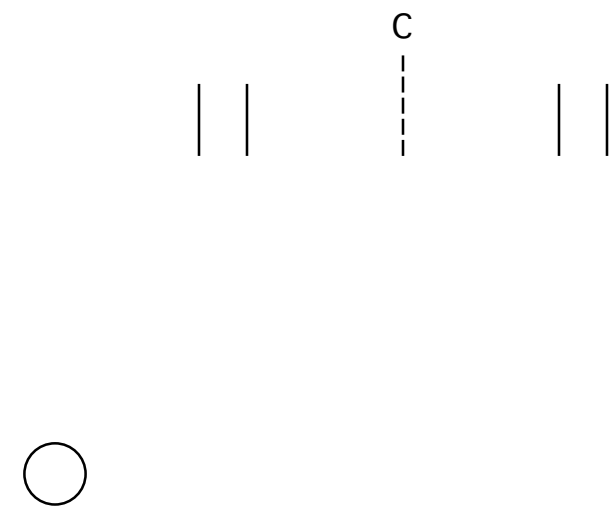
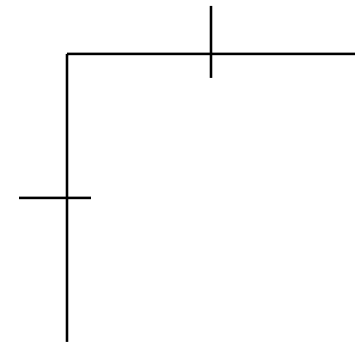


3-PANEL WIDE SPINE
11" X 8 1/2" SHEET SIZE PLUS 1/2" TAB ALLOWANCE
1" CAPACITY STRAIGHT D RING METAL
COVER MATERIAL TEMPLATE
1" Cap-118.5-SD-FS-C

OUTSIDE VIEW SHOWN --- PRINT THIS SIDE




BACK PANEL SIZE: 11 5/8" HIGH X 10 5/16" WIDE

COVER MATERIAL SIZE: 13 1/8" HIGH X 24 1/4" WIDE

PLEASE EXTEND ALL BLEEDS AT LEAST 1/8" BEYOND THE OUTER EDGE OF THE COVER MATERIAL

FRONT PANEL SIZE: 11 5/8" HIGH X 10 5/16" WIDE

 RIVET LOCATION
PLEASE ALLOW A 1/8" PERIMETER VOID OF GRAPHICS
AROUND EACH RIVET HEAD
PLEASE REMOVE BEFORE THE FINAL PRINT